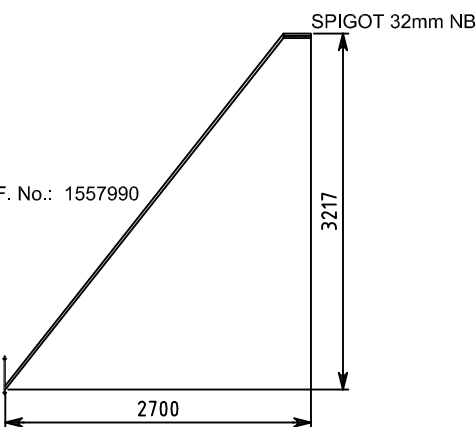


AMENDMENTS	
A	ORIGINAL ISSUE

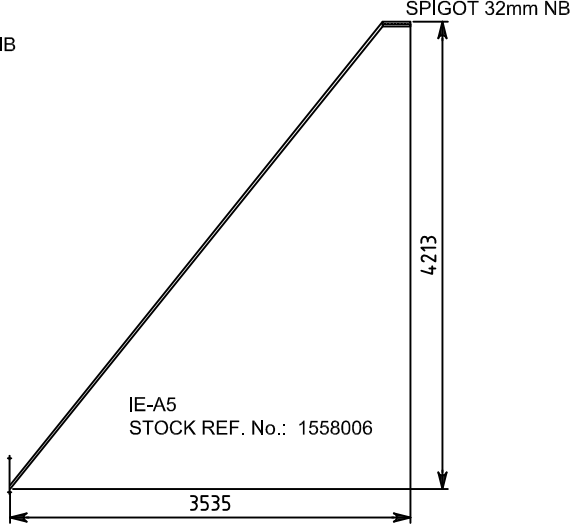
**NOTE:**

1. UPLIFT AND OUTREACH DIMENSIONS ARE RELATIVE TO MAIN SUPPORT BOLT HOLE.
2. REFER TO DWG 343116 FOR MOUNTING PLATE INSTALLATION INFORMATION.

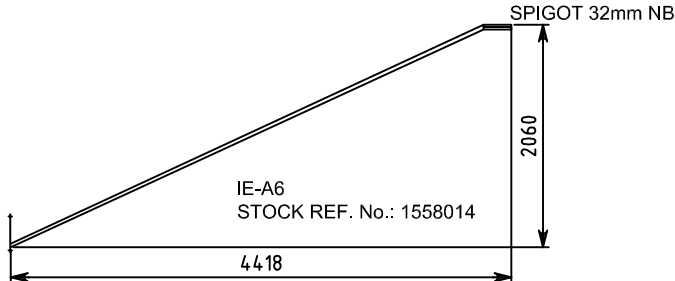
IE-A4  
STOCK REF. No.: 1557990



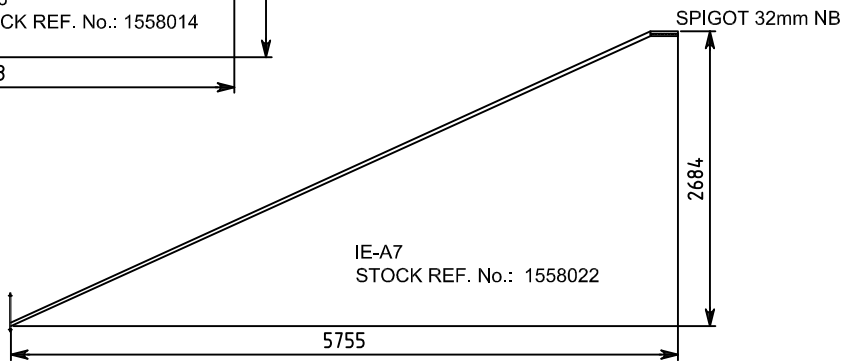
IE-A5  
STOCK REF. No.: 1558006



IE-A6  
STOCK REF. No.: 1558014



IE-A7  
STOCK REF. No.: 1558022



		© This drawing and the copyright therein is the property of Endeavour Energy and may not be copied, reproduced, distributed, issued or sold without the written consent of Endeavour Energy.	
	ORIGINAL SCALE	APPROVED	
DRAWN	BIB	D. HELE	
DATE	18.1.2011		
CHKD	DH		



ALUMINIUM LUMINAIRE MOUNTING BRACKETS FOR WOOD AND CONCRETE POLES DIMENSIONS

DO NOT SCALE DIMENSIONS IN MILLIMETRES		AUTHORISED	
		J. PERERA	
		MANAGER DIST. ENGINEERING	18.1.2011
A4	353702	A	
SHEET No. 1 OF 1 SHEETS			