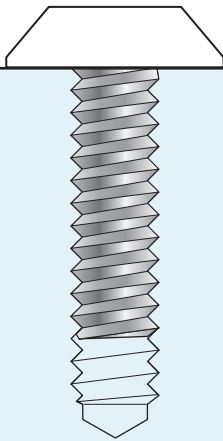
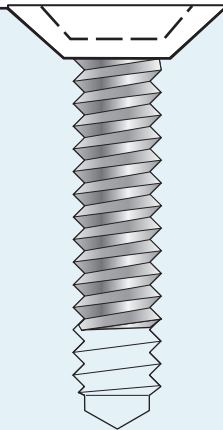


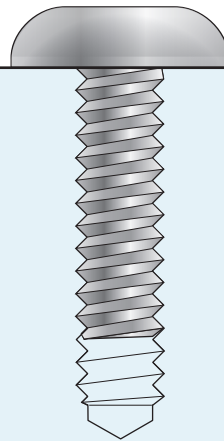
CHAMFER



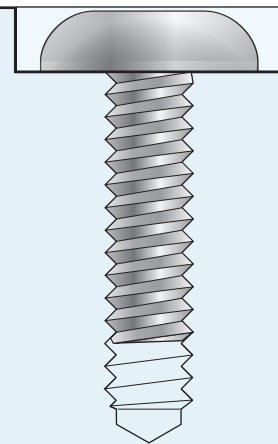
COUNTERSUNK



DOME



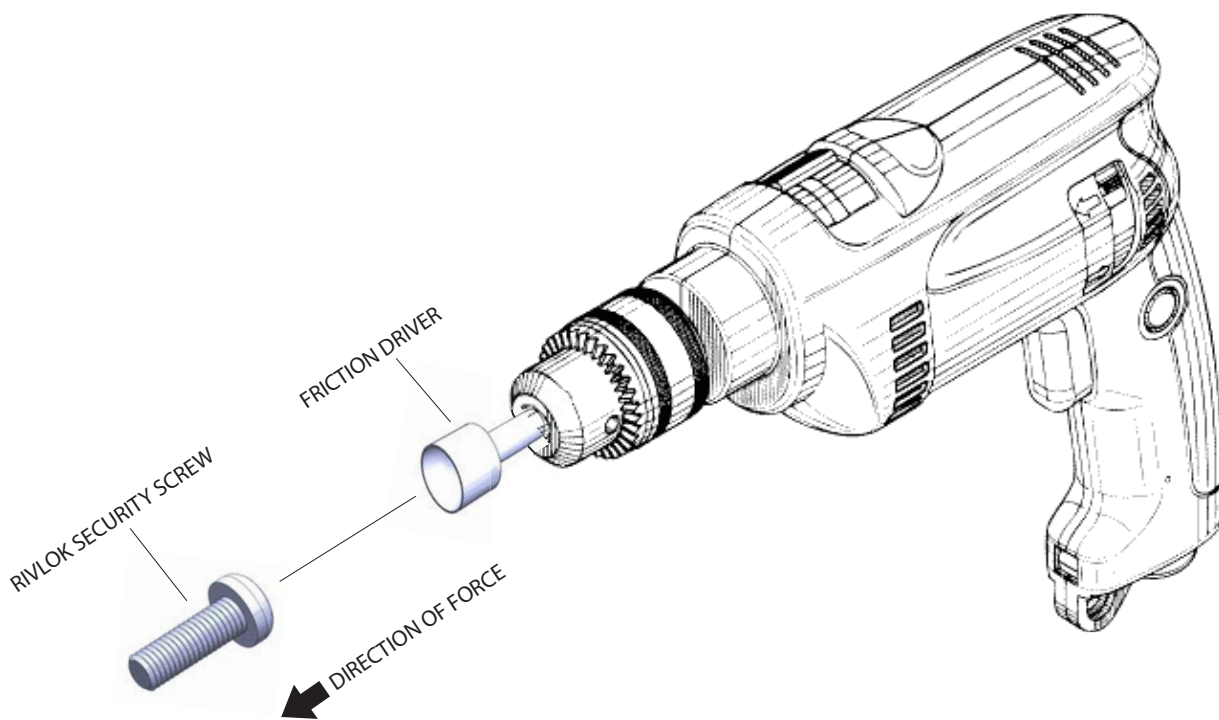
COUNTERBORE



RIVLOK™

Designs can be tailored for special use

Australian Patent No. 752416



Features & Installation

1. The Rivlok security system is a patented vandal proof range of fasteners.
2. The range of fasteners covers numerous head shapes, lengths, materials and thread combinations.
3. These fasteners can only be tightened or removed by using specific matching friction drive tools for each head configuration and fastener material combination.
4. Prior to assembly, lubricate the thread (not head) of the fastener with lanolin based grease or similar lubricant (essential when the fastener is a different metal to the items being joined).
5. To fasten – **start the fastener in the threaded hole by hand.**
6. Fix the matching friction drive tool in a drill chuck and place the tool on the head of the fastener.
7. Apply a firm even force to the fastener, then start the drill at the **slowest speed** in line with the screw thread until the fastener is secured.
8. To remove the fastener – reverse the drill action and apply a firm even force until the fastener is undone.

RIVLOK™